


User Education:

SSO (SINGLE SIGN ON) & IT SERVICES

Directorate of IT Center (PuTI) Telkom University
2025/2026



Telephone
0823 1994 9941


Instagram
servicedesk_puti



Website
servicedesk.telkomuniversity.ac.id



Single Sign On (SSO)

Authentication system that allows users to access multiple applications using the same username and password

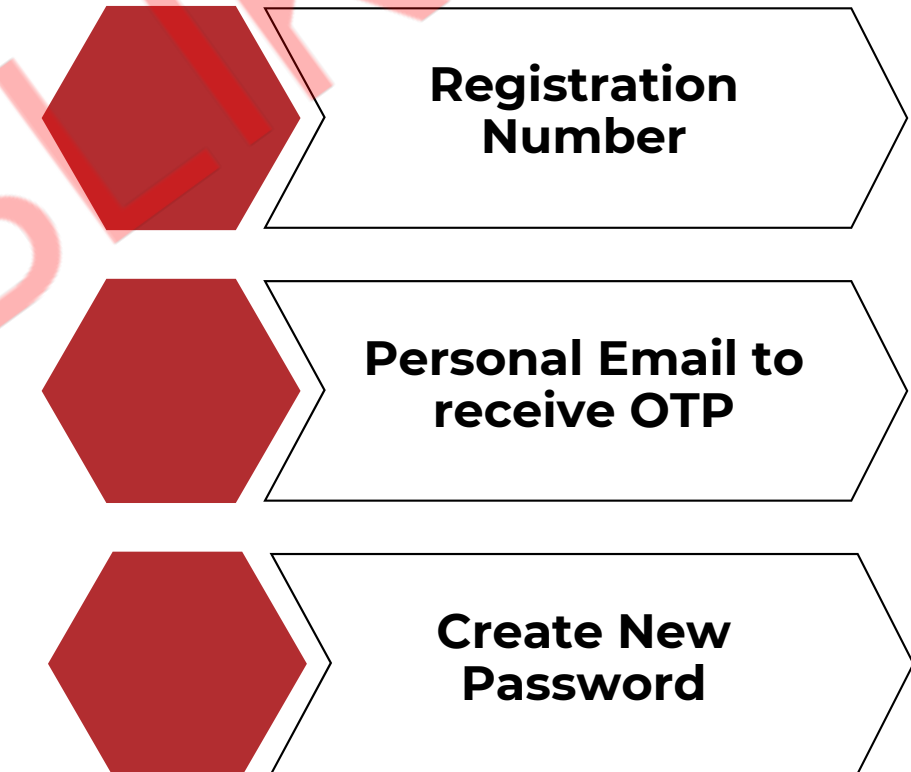





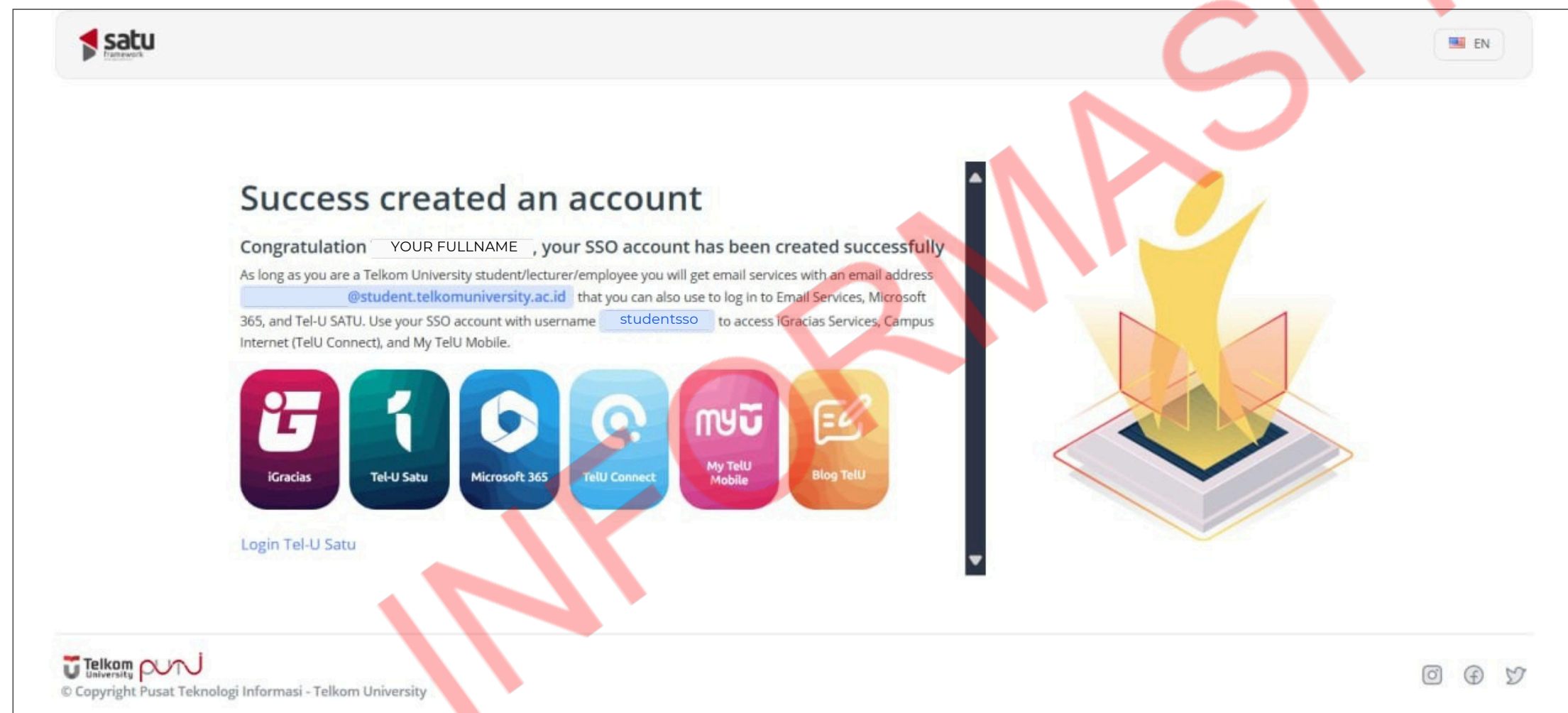
Here are some applications that can be accessed using SSO;
SATU Framework, iGracias, Microsoft 365, TelU-Connect, MyTelU Mobile, and
Student Blog

SSO Activation

The steps required to activate an SSO account before it can be used to access other services.



satu.telkomuniversity.ac.id >> **Created New SSO Account**





1

Access web:
satu.telkomuniversity.ac.id

Single Account, Single Sign On login

Connect With Microsoft 365

[Forgot Password?](#)

[Create New SSO Account](#)

[Contact our Service Desk PuTI](#)

Powered By: satu framework

EN

2

Input your **National Identity Number (NIN)**

Verify your ID

Choose your role and input your National Identity Number correctly

Activated as:

☒ Student ☐ Lecturer/Employee

National Identity Number (NIN)

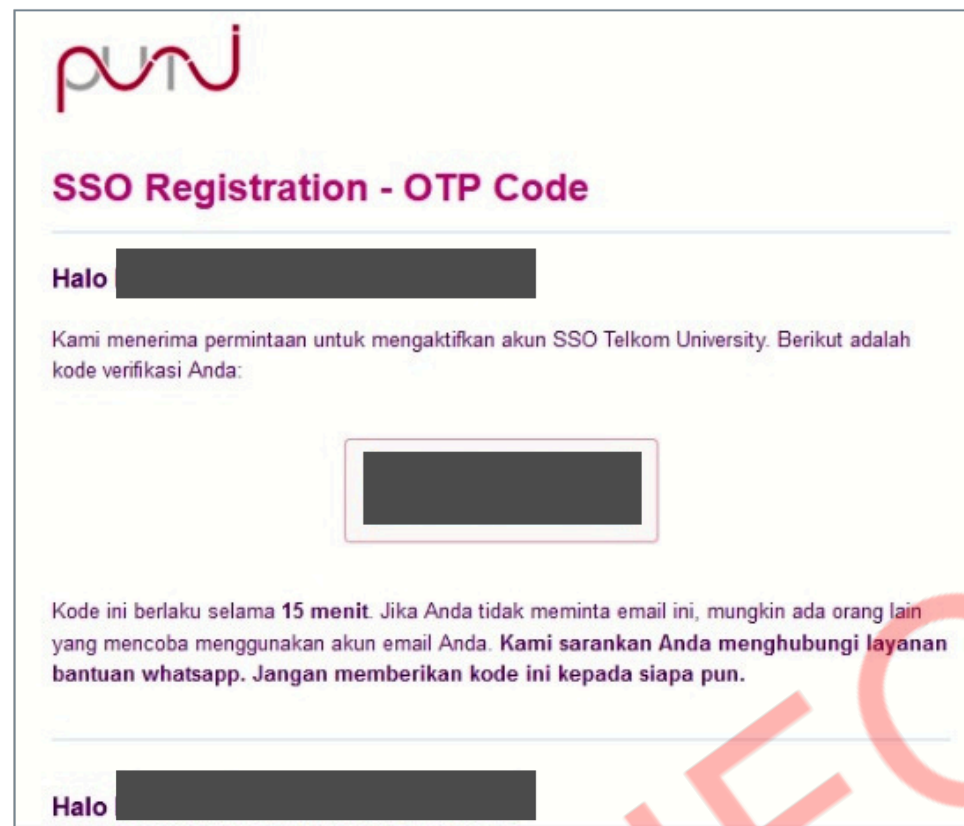
[Information about National Identity Number issues](#)

< Back Verification

NIN = Registration Number + 000000
16 Digits



Enter the **OTP Code** that has been sent to your personal email



SSO Registration - OTP Code

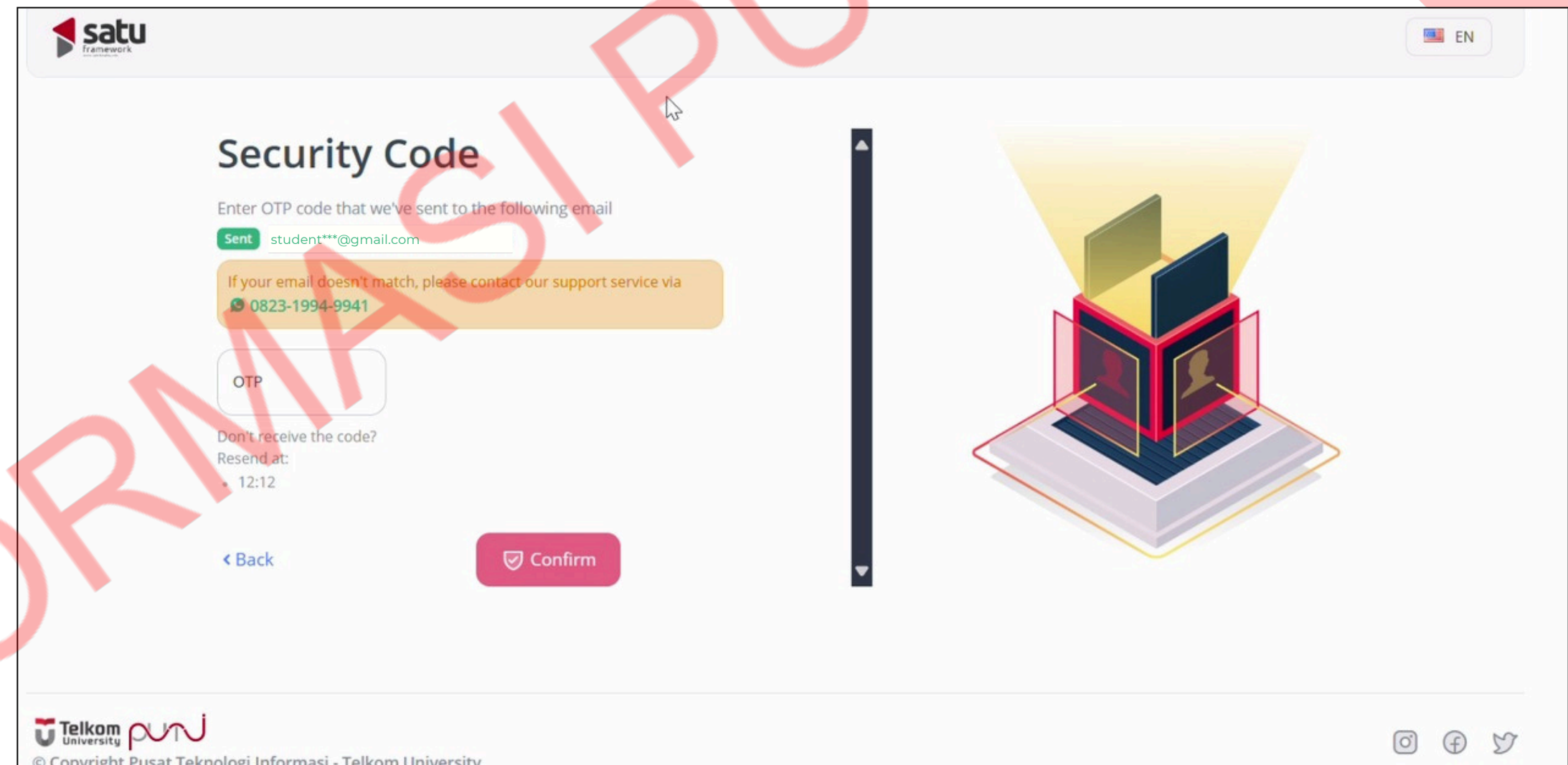
Halo [redacted]

Kami menerima permintaan untuk mengaktifkan akun SSO Telkom University. Berikut adalah kode verifikasi Anda:

[Redacted OTP Code]

Kode ini berlaku selama **15 menit**. Jika Anda tidak meminta email ini, mungkin ada orang lain yang mencoba menggunakan akun email Anda. Kami sarankan Anda menghubungi layanan bantuan whatsapp. Jangan memberikan kode ini kepada siapa pun.

Halo [redacted]



Security Code

Enter OTP code that we've sent to the following email

Sent student***@gmail.com

If your email doesn't match, please contact our support service via 0823-1994-9941

OTP

Don't receive the code?
Resend at: 12:12

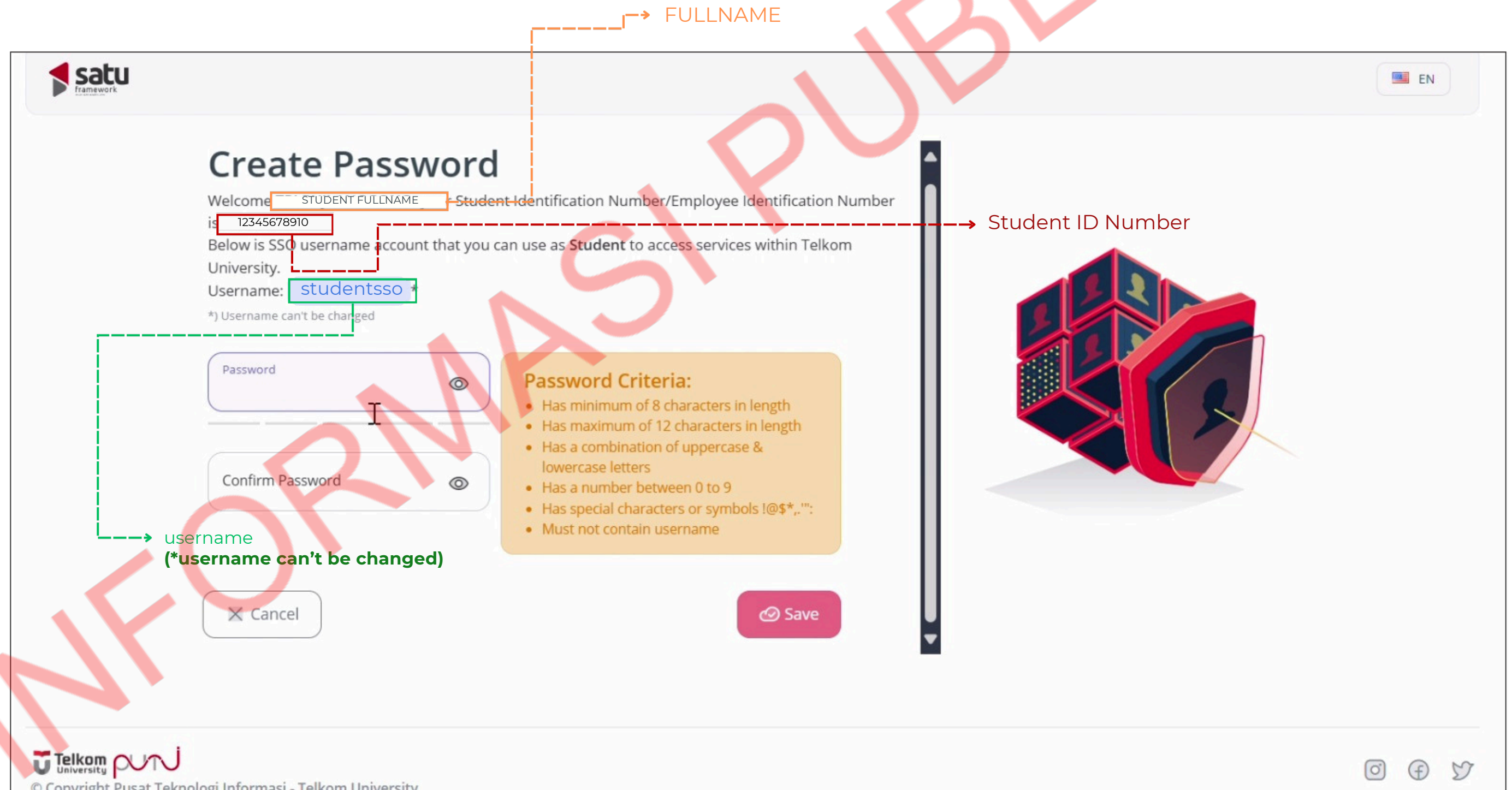
< Back

Confirm

Telkom University

© Copyright Pusat Teknologi Informasi - Telkom University

Make sure the data displayed is correct, then **Create Password** according to the criteria displayed >> Click **Save**



The screenshot shows the 'Create Password' form in the 'satu framework' interface. The form includes the following elements:

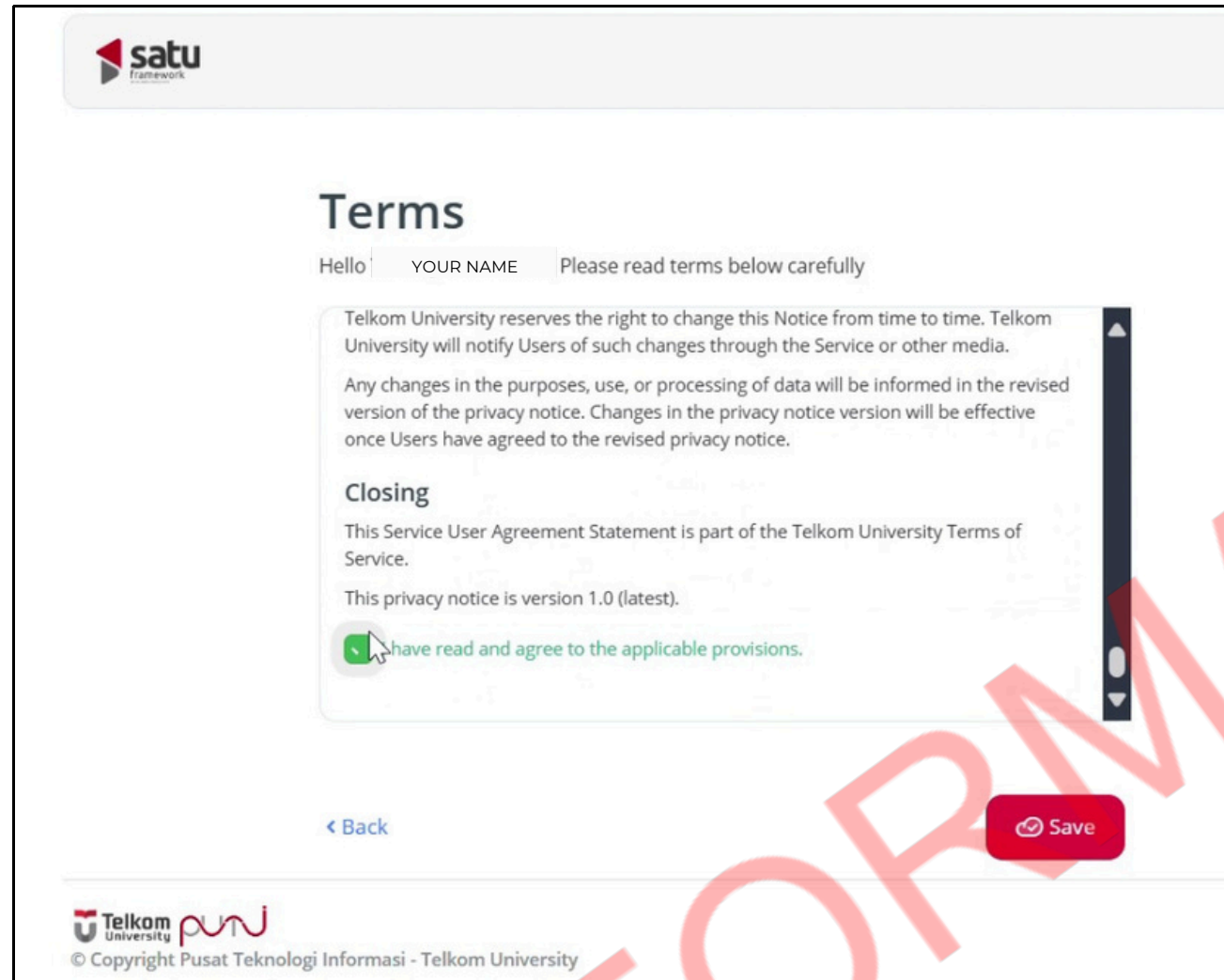
- Header:** 'satu framework' logo and a language selector set to 'EN'.
- Title:** 'Create Password'.
- Welcome Message:** 'Welcome [STUDENT FULLNAME] is 12345678910'. Annotations point to 'STUDENT FULLNAME' as 'FULLNAME' and '12345678910' as 'Student ID Number'.
- Instruction:** 'Below is SSO username account that you can use as Student to access services within Telkom University.'
- Username:** 'studentssso'. A note below states '*) Username can't be changed'.
- Password Fields:** 'Password' and 'Confirm Password' fields with toggle icons for visibility.
- Password Criteria:**
 - Has minimum of 8 characters in length
 - Has maximum of 12 characters in length
 - Has a combination of uppercase & lowercase letters
 - Has a number between 0 to 9
 - Has special characters or symbols !@\$.',":
 - Must not contain username
- Buttons:** 'Cancel' and 'Save'.
- Footer:** 'Telkom University' logo and '© Copyright Pusat Teknologi Informasi - Telkom University'.

Annotations on the form include:


- An orange arrow pointing to 'STUDENT FULLNAME' with the label 'FULLNAME'.
- A red dashed arrow pointing to '12345678910' with the label 'Student ID Number'.
- A green arrow pointing to the 'studentssso' username with the label 'username (*username can't be changed)'.
- A vertical scrollbar on the right side of the form.
- A 3D cube graphic with a person icon on the right side.

5

Please read and understand for the terms that apply at Telkom University, **Check** the box at the bottom >> Click **Save**



6



Success created/activated your SSO Account!
Click **Login Tel-U SATU** to view other accessible applications.

For More:

tel-u.ac.id/user-education-sso

THANK YOU

Our Contacs



082319949941



@servicedesk_puti



IT Service Desk PuTI Telkom University



servicedesk.telkomuniversity.ac.id



Jl. Telkomuniversity, Terusan Buah Batu, Bandung, 4025,
Indonesia, Gedung Panambulai, Lantai 1

